How to set Ecg derivation on the Monitor

If in the Smartlink client web application you find some monitor that has as 'Ecg waveform' --> *Buffering*

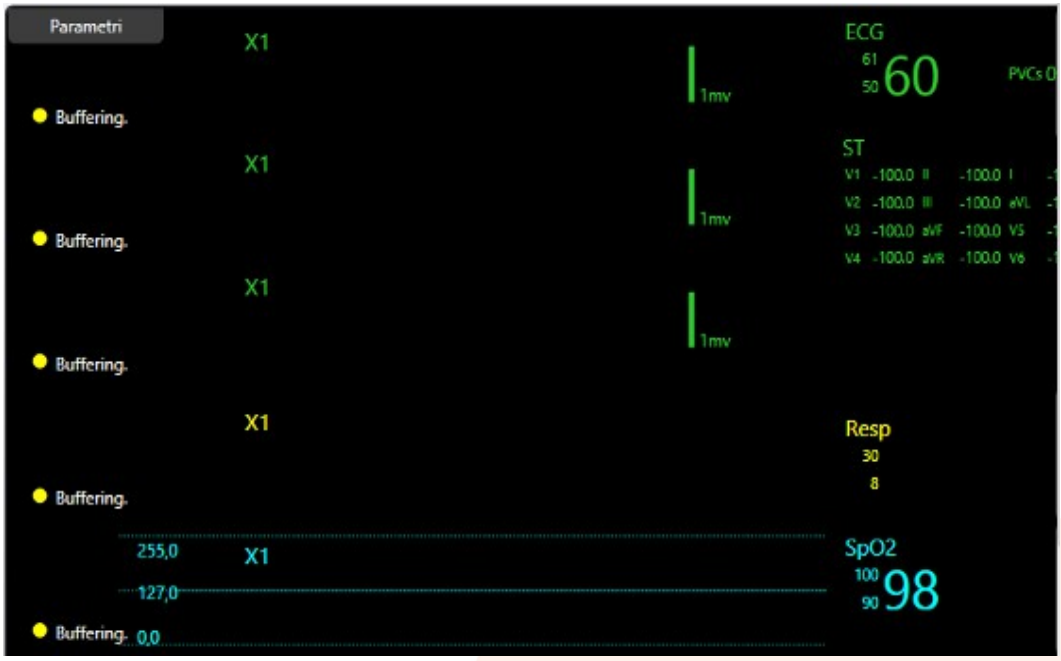

Software Team srl
Via Carducci, 39 • 20099 Sesto San Giovanni (MI - Italy) • Tel. +39 02 84148166
softwareteam@swt.it • www.swt.it • Capitale Sociale € 46800,00 interamente versato
C.C.I.A.A. Milano n.1301067Reg.Trib.Milano 289763-7376-B • C.F./P.IVA 09514120154

kiwa certified CERMET CERTIFIED MANAGEMENT SYSTEM UNI EN ISO 9001:2008
kiwa certified CERMET CERTIFIED MANAGEMENT SYSTEM UNI CEI EN ISO 13485:2012

Go on the monitor and click on the Ecg waveform. This screen will appear.

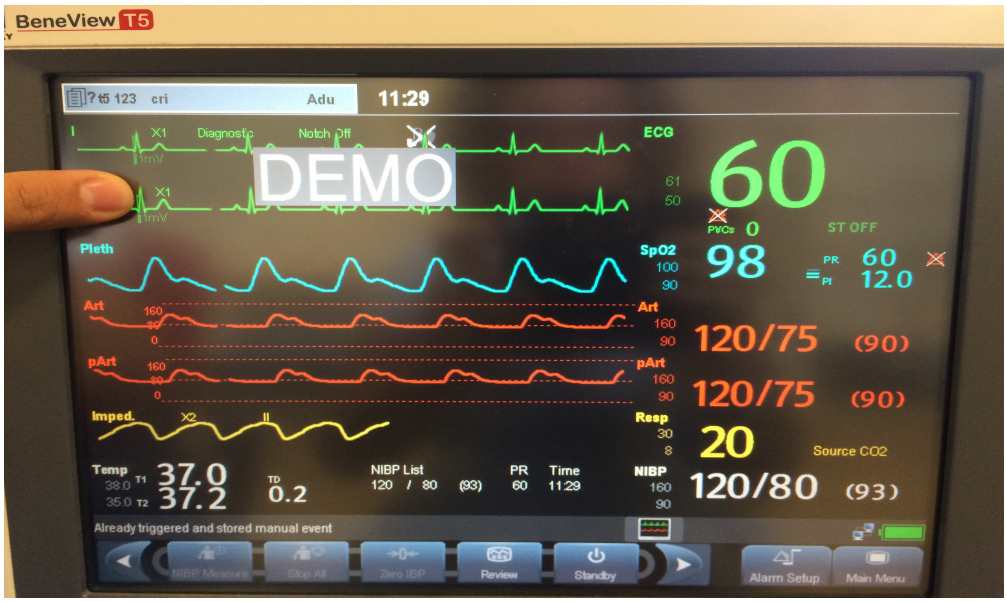

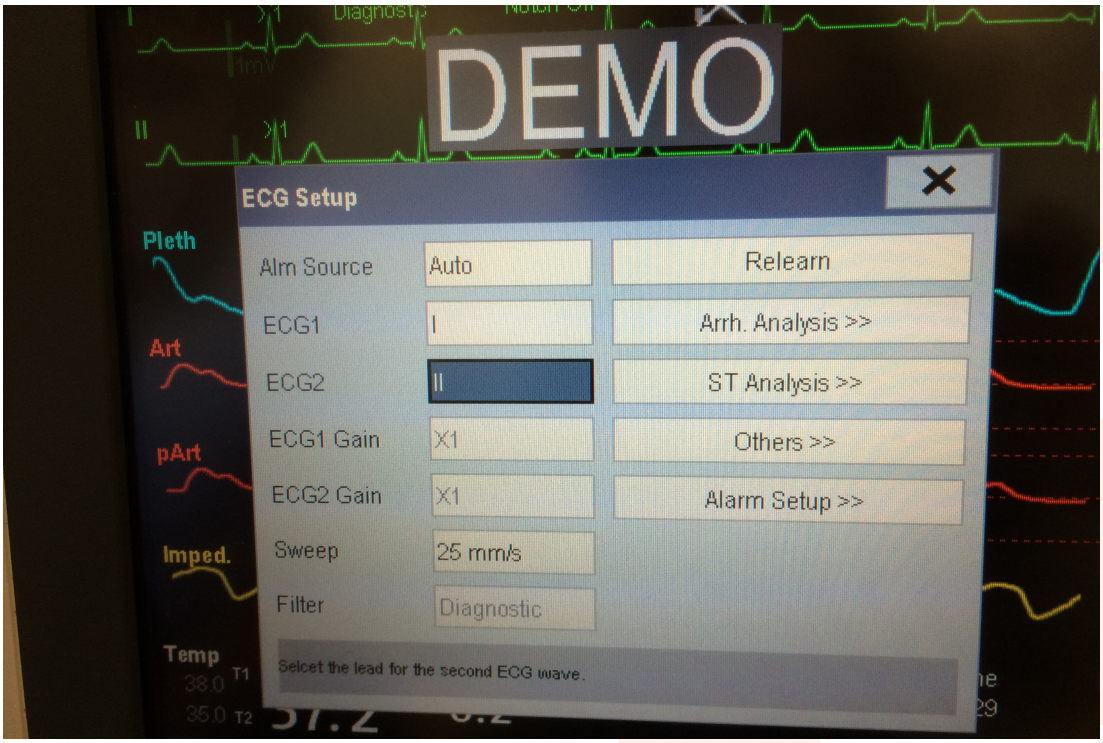

Click on ECG1 and set ' I ' that means the first derivation.



Software Team srl
Via Carducci, 39 • 20099 Sesto San Giovanni (MI - Italy) • Tel. +39 02 84148166
softwareteam@swt.it • www.swt.it • Capitale Sociale € 46800,00 interamente versato
C.C.I.A.A. Milano n.1301067Reg.Trib.Milano 289763-7376-B • C.F./P.IVA 09514120154

kiwa certified CERMET CERTIFIED MANAGEMENT SYSTEM UNI EN ISO 9001:2008
kiwa certified CERMET CERTIFIED MANAGEMENT SYSTEM UNI CEI EN ISO 13485:2012

Then click on ECG2 and set ' II ' that means the second derivation.

